

Sean Beaver PRESIDENT
913-238-9333 seanbeaver@hotmail.com

Executive Board Members

Steve B - sbatliner1@kc.rr.com
Shane R - rowse@earthlink.net
Scot T - scot.r.thompson@sprint.com
Scott W - scarbak@kc.rr.com
Ken W - ken@themarvelgroup.com

July 2007 NEWS IN REVIEW

www.kckiteclub.org

July Events in Review

July 2007 proved to be the another great month of action packed activities and events that the Kansas City Kite Club participated in. Thanks to all of you that showed up to help the KCKC continue to promote kite flying outreach events in the community. Many members enjoyed the month by attending more fun flying activities and events.

The KCKC Monthly FLY's

The KCKC Monthly fly's were held at New Mark and Heritage parks this month as planned. Many of the KCKC members came out to both events to relax and fly. Also a meeting was held at the fourth Sunday fly at New Mark. Thanks for everyone that attended.

KCKC Guest Article

As the summer deepens, and wind disappears, consider trying a fighter kite for fun. These flying basics are written by David Gomberg, of Gomberg Kite Productions, Intl <http://www.gombergkites.com>

Flying Basics for Fighter Kites


From the book [The Fighter Kite Book!](#) By David Gomberg

Fighter kites can do things no other kite can do. Even in the lightest of winds, a fighter in the hands of a skilled flier can amaze onlookers by not only staying in the air, but doing figure eights, dives, twists, and dancing its way to great heights. All you need is a little information and a bit of practice.

Assisted Launching: Launching is a lot easier at first if you have a friend to help.


Stand with your back to the wind with about 10 feet or so of extra line beside you loose on the ground. Have your assistant stand about 50 feet away, lightly holding the kite at its outside corners with the nose pointing up.

Positioning the kite is very important. When you launch, the kite is going to move in the direction it is pointing. Make sure it's pointing up at the sky instead of at some obstacle - like a spectator. Having extra line is also important. You need to let line out to control your fighter. If you use all of your line, you won't have any control.



On your signal, your helper should allow you to pull the kite out of their hands and into the air. Continue a strong steady upward pull on the line to start the kite up and into the wind. Maintain tension on the line to keep the kite climbing. When you feel the pressure of the wind on the kite, slowly let line out.

Maneuvering Your Fighter: Handling fighters is a matter of pulling in line to make it move, and playing out line to achieve distance and control direction.




Try giving the line quick, rhythmic jerks or tugs - line in to climb - line out when you feel wind pressure. Tugging creates extra wind pressure on the kite. Allow the kite to climb to a height of 50 feet or more where you can practice maneuvering and line handling without smashing into the ground.

If the kite is moving in the wrong direction, let out line. A quick loosening of line tension will slow or stop forward motion. Depending on the wind, your fighter will relax and float, change direction, or begin to spin.

When the kite is pointed in the direction you want, put tension on the line and the kite will move in that direction. Pull in - either in a steady hand-over-hand motion for long, sustained flights, or in sharp tugs to make the kite quickly dart a few feet.

If your kite dives toward the ground, pulling on the line won't make it go up again. It will make the kite zoom faster. Loosen the line. Let the kite become unstable. Then pull in when the kite points up and fly away from the crash. Your friends will be amazed!



ground, pulling on the line will make the kite zoom faster. Loosen the line. Let the kite become unstable. Then pull in when the kite points up and fly away from the crash. Your friends will be amazed!

Line handling is a two handed process. Don't ever let one hand free until you have firm control of the line with the other hand. Hold the line near the tip or first joint of your index finger. Use your thumb as an anchor. Practice pulling in hand-over-hand and then letting line out quickly.

As you continue to practice, avoid slack line. Loose line leads to bad flying habits.

Solo Launching: To launch without an assistant, grasp the nose of the kite with one hand and hold the line in the other. Release the kite; let the wind carry it for a short distance, then pull up on the line to gain height. Repeat this several times to get your desired elevation.

Sometimes in light winds, hand launching can be difficult and you may prefer to begin with a bit more line in the air. At times like this, you may want to "create" a launching assistant.

A fairly cooperative assistant can be made from sand, sticks, or almost any kind of prop for the kite. Simply lean your fighter against the "assistant" and move back into the wind, playing out line as you go. When you are ready to launch, take in the slack line and lift the fighter into the air.

With a little practice, your skill and reaction time will quickly improve. Fighter flying will become almost as easy as getting out of bed in the morning -- which we admit is easier on some days than on others.

[The Fighter Kite Book](#) has seventy-five pages packed with information about fighter kite flying, tuning, construction and competition. It also contains tips from dozens of

internationally recognized experts. Ask your local kite shop for The Fighter Kite Book from Gomberg Kite Productions, Intl.

Ask your local kite store for

The Fighter Kite Book

A Complete Flight Manual for Fighter Kites
by David Gomberg.



The 2007-2008 Sewing Workshops and Kite Making Class Schedule

Kansas City Kite Club is planning winter workshops. Workshops will be held the second Saturdays of most months starting in September and finishing up in February at the North Community Firehouse Room located at 111th and North Oak, Kansas City, MO. Most workshops are from 1-4 pm. Contact Linda Larkey at 816-415-9363 or email airhead@kc.rr.com for more details.


Upcoming KCKC Events

<p>Saturday and Sunday August 25th and 26th</p> <p>Pontiac Illinois Kite Festival</p>	<p>Pontiac Tourism along with Chicago Kite, Illinois Kite Enthusiast Club, Sparling Entertainment and Sean Beaver (Kansas City Kite Club) are working together to bring the first annual Pontiac Kite Festival to town!</p> <p>August 25th and 26th, 2007 at the Pontiac Rec Plex located at 2104 Old Airport Road, Pontiac from 10 - 5 PM daily. Huge crowds are expected to turn out to make the Pontiac Kite Festival a soaring success. This family oriented event features a gigantic purple octopus, a huge gecko and many other large singleline and quadline kites. Some of the state's best kitefliers, and national champion winners will be on hand to answer questions and demonstrate their skills. There is plenty of space for you to fly your own kite - Bring a kite, or buy a kite from Chicagokite/Kite Harbor Shop, who will be on site. Be sure to pack up your chair and be ready to sit back and enjoy watching the sky fill with colorful kites!</p> <p>For more information contact Pontiac Tourism 800-835-2055 or 815-844-5847</p>
<p>George Owens Nature Park 30th Anniversary Celebration and Family Nature Day</p>	<p>George Owens Nature Park 30th Anniversary Celebration and Family Nature Day</p> <p>All ages welcome</p> <p>Join Independence Parks and Recreation as we celebrate the 30th birthday” of this treasured unique park. Mr. George B. Owens graciously bestowed 70 acres of land to the City of Independence 1972. An</p>

	<p>additional 15 acres was purchased in 1976 by the City for the 85 acres that are George Owens Nature Park today. Through the years, hundreds of families, organizations, fisherman, campers, and scouts have fished Lorraine and Bullhead lakes, camped under the stars and hiked the trails of old timber area. Join us for a day of family fun and of course birthday cake!</p> <p>This is a fun fly event and open to any KCKC member and ideal for any of you who may not be planning on attending the sewing workshop scheduled for the same day.</p> <p>Date: September 8 Day: Saturday Time: 9a.m. - 3 p.m.</p> <p>Location: George Owens 1601 South Speck Road Independence, Missouri 64057</p>
<p>Sewing Workshop September 08, 2007 Saturday 1PM to 4PM</p> <p>North Community Firehouse Room. 111th and North Oak</p> <p>KC MO</p>	<p>Join the KCKC for the first workshop of 2007-2008 on Saturday September 8, 2007 from 1-4 pm. North Community Firehouse Room located at 111th and North Oak, Kansas City, MO.</p> <p>Join members of the KCKC in cutting, assembling and bridling a bol for club use. No cost. Sewers can bring their sewing machine and 2 empty bobbins. Tread will be provided. Handouts on Bol Plans will be available, and full size templates will be on hand to be traced. Non-sewers will be cutting out, and marking sew lines. Bridling will also be handled by non-sewers. Come to help, or come to watch.</p> <p>Contact Linda Larkey @ 816-415-9363 or airhead@kc.rr.com</p>
<p>BEST HARVEST BAKERIES</p> <p>Kite Event & Summer Employee Picnic</p> <p>September 16, 2007 Saturday 10 AM to 5PM</p> <p>Pierson Park</p>	<p>What does a premier baked goods supplier to McDonald's for over 34 years with bakeries in Europe, Latin America and the United States have to do with the Kansas City Kite Club?</p> <p>Best Harvest built one of the most labor efficient bun bakeries of its size in Kansas City. The Kansas City Bakery produces 36,000 buns per hour with only 8 production positions. The wonderful employees at Best Harvest Bakeries have invited the Kansas City Kite Club to join them at the Company Summer Picnic located at Pierson Park in Kansas City Kansas. Why, because they really enjoy the kites and the ground displays that only the KCKC can provide and wanted to support the areas only kiting organization.</p> <p>This is a open fun fly event that will help promote the club and showcase</p>

<p>1800 South 55th Street KC KS</p>	<p>the many kites and banners of the club to a leading corporation.</p> <p>We encourage all who can attend to help put on a great fun fly for the nearly 100 company employees and families.</p> <p>Pierson Park 1800 South 55th Street</p> <ul style="list-style-type: none"> • 125 acres, 12 acre lake • 3 shelter houses - water, electricity, restroom & playground equipment at each. • Reservation fee for shelter use. • Fishing (permit required), but no boating. • Pierson Hall available for up to 500 people (air conditioned). • Children's playground. • 2 lighted tennis courts. • 1 lighted softball field.   <p><small>Copyright © 2003 Microsoft Corp. and/or its suppliers. All rights reserved.</small></p>
<p>September 23, 2007 SUNDAY 11AM to 4PM</p> <p>FALL PICNIC Heritage Park, Shelter #1</p>	<p>Date: September 23rd 2007 SUNDAY</p> <p>Place: Heritage Park, Shelter #1</p> <p>Time: 11:00 a.m. to 4:00 p.m. or until everyone leaves!</p> <p>Kite Club will provide meat and bread for BBQ sandwiches. Also plates,</p>

<p>*This is a great event for any new member to meet other kite flyers from all over the area.</p> <p>16050 Pflumm, Olathe, KS MAP</p> 	<p>napkins and utensils. Bring: kites! and a side dish to share and whatever you want to drink (non-alcoholic, of course!)</p> <p>Every fall the KCKC meets at Heritage Park in Johnson County for the yearly fall club picnic. Nothing ever formal, just many members coming out to fly kites at what has become one of the clubs most adored fields. On Sunday September 23rd club will be on hand for another wonderful event that seems to grow each year with new members and spectators. This years event is being planned by Susie Gilson and we all want to thank her for her wonderful support and efforts in setting up this event. After all it is hard work to volunteer time to do things for the club and we really appreciate her hard work. The event will be complete with great food, drinks and most importantly wind (we hope).</p> <p>Open flying from 11-4pm, weather permitting</p> <p>Lunch @ noon—bring drinks and a side-dish. The Kansas City Kite Club will provide meat and bread for BBQ sandwiches. Also plates, napkins and utensils.</p> <p>Trick Sport Kite Clinic 2-3pm—Learn basics of sport kite flying, or learn a new trick. Experienced flyers will be on hand to demonstrate.</p>
<p>October 13, 2007— Workshop—Buddy Banners</p>	<p>Saturday 1-4 pm North Firehouse Community Room 111th & North Oak Traffic way Kansas City, MO right beside the Fire station at 11101 North Oak Traffic way Kansas City, MO. For more information or to reserve a spot in the workshop contact Linda @ airhead@kc.rr.com or call 816-415-9363 evenings. Cost to be announced—Pair up with another KCKC member to each make a banner. One partner will sew; the other will assist with all cutting and prep work. For special color considerations contact Linda.</p>
<p>One Sky One World</p> <p>Sunday , October 14th 2007</p> <p><i>Columbia Missouri Joint Fly 2007</i></p>	<p>Bethel Park 4500 Bethel Street Columbia, MO http://www.gocolumbiamo.com/ParksandRec/Parks/Cosmo-Bethel/index.php</p> <p>Join the Kansas City Kite Club, the Gateway Kite Club of St. Louis, the River Breezes Kite Club of Jefferson City, and kites and citizens of Columbia, MO to fill the sky with kites.</p> <p>Directions to Fly/Map Take I-70 East to Columbia (@112 miles), take MO-E / STADIUM BLVD / MO-740 exit- EXIT 124- toward COLUMBIA, then keep RIGHT at the fork to go on MO-740 / N STADIUM BLVD for 2.5 miles, turn RIGHT onto FORUM BLVD for 2.4 miles, Left onto W NIFONG BLVD for .05 miles and turn RIGHT</p>

	<p>onto BETHEL ST.</p> <p>John Grimshaw of Columbia, Andy Heimericks of Jefferson City, and the St. Louis Gateway Kite Club invites us to join them on Sunday, October 14, 2007.</p> <p>http://www.gocolumbiamo.com/ParksandRec/Parks/Cosmo-Bethel</p> <p>For more information, please contact: Columbia Kite Club johngrimshaw@hotmail.com Home 573-443-2506 Cell 573-808-3109</p>
<p>Saturday, October 20th 2007 (*rainout date is the 21st)</p> <p>Pumpkin Patch Festival.</p> <p>Blue Valley Parks and Recreation 137th & Antioch</p> 	<p>For more information go to : http://bluevalleyrec.org/</p> <p>Join the Kansas City Kite Club from 1pm to 4pm at the 2007 Blue Valley Parks and Recreation Departments yearly Pumpkin Patch Festival. This year's event is the second year the KCKC has been invited to fly at this wonderful event that will have an extensive array of kid's games, events, and activities. Come out and join this wonderful event. Please confirm with Sean Beaver for more details as there is some event passes to get and background information prior to the fly.- email him at seanbeaver@hotmail.com The festival is located at 137th and Antioch</p> <p>**KCKC will reimburse any entry fees</p> <p><u>All who want to participate in this event MUST have a background check on file. CLICK HERE to submit application.</u></p> <p>PUMPKIN PATCH</p> <p>This fall event is like no other! Join the staff of Blue Valley Recreation for an extraordinary festival including fun-filled games, treats, hayrides, entertainment, pumpkins and more!</p> <p>Pumpkins, photos and treat buckets provided for the first 500 registered. Come in costume and bring a non-perishable food item or household cleaning supply to help the families of Kansas City's Ronald McDonald Houses.</p> <p>Held at the Blue Valley Recreation complex, 137th & Antioch. Rain out date is Sunday, 10/21. Rain out phone line is (913) 905-2800 x 1629. Register by 10/18 for the early bird fee, after 10/19 fee is \$8, payable at gate only.</p> <p>Family Fall Festival</p> <p>Price Resident: \$5.00 Non-resident: \$6.00</p> <p>Meeting dates Saturday, October 20, 2007.</p> <p>Meeting times 1 to 4pm</p> <p>Category Special Events</p>

	<p>Activity # 5901.201</p> <p>Registration opens Standard registration - Jun 6, 2007 Last day for standard registration - Oct 18, 2007 By Touchtone Phone - Jun 6, 2007 5:00 AM Last day for Touchtone registration - Oct 18, 2007 By Internet - Jun 6, 2007 5:00 AM Last day for Internet registration - Oct 18, 2007</p> <p>Status 496 Openings, Four Enrolled</p> <p>Ages At least 1mo but less than 8yr 11mo</p> <p>Gender Coed</p> <p>Location BVRC Recreation Complex</p> <p>Supervisor Molly Keehn</p>
<p>Sewing Workshop November 10th, 2007 North Community Firehouse Room. 111th and North Oak KC MO</p>	<p>November 10, 2007—Workshop—Memory Arch Saturday 1-4 pm North Firehouse Community Room 111th & North Oak Traffic way Kansas City, MO right beside the Fire station at 11101 North Oak Traffic way Kansas City, MO.</p> <p>For more information or to reserve a spot in the workshop contact Linda @ airhead@kc.rr.com or call 816-415-9363 evenings. Cost \$7.50 Participants will be able to trace and build the first kite of their own “Memory Arch.” Plan on learning how to make a standard eddy kite arch, and a way to connect each kite individually. After sewing a plain sail, design techniques will be discussed for future kites in your Arch.</p>
<p>Sewing Workshop December 8th, 2007 North Community Firehouse Room. 111th and North Oak KC MO</p>	<p>December 8, 2007—Workshop—Roc Part 1 Saturday 1-4 pm North Firehouse Community Room 111th & North Oak Traffic way Kansas City, MO right beside the Fire station at 11101 North Oak Traffic way Kansas City, MO.</p> <p>For more information or to reserve a spot in the workshop contact Linda @ airhead@kc.rr.com or call 816-415-9363 evenings. Cost to be announced—Part 1 will concentrate on sail construction and reinforcement techniques.</p>
<p>Sewing Workshop Januaury 12th, 2007 North Community Firehouse Room. 111th and North Oak KC MO</p>	<p>January 12, 2008—Workshop—Roc Part 2 Saturday 1-4 pm North Firehouse Community Room 111th & North Oak Traffic way Kansas City, MO right beside the Fire station at 11101 North Oak Traffic way Kansas City, MO.</p> <p>For more information or to reserve a spot in the workshop contact</p>

	<p>Linda @ airhead@kc.rr.com or call 816-415-9363 evenings. Cost to be announced—Part 2 will continue with sail reinforcement techniques, sticking and bridling.</p>
<p>Sewing Workshop February 9th, 2008 North Community Firehouse Room. 111th and North Oak KC MO</p>	<p>February 9, 2008—Workshop—Indoor Kite Saturday 1-4 pm North Firehouse Community Room 111th & North Oak Traffic way Kansas City, MO right beside the Fire station at 11101 North Oak Traffic way Kansas City, MO. For more information or to reserve a spot in the workshop contact Linda @ airhead@kc.rr.com or call 816-415-9363 evenings.</p>
<p>February 16, 2008 Color the Wind, Clear Lake, IA 50428</p>	<p>February 16, 2008 Color the Wind, Clear Lake, IA 50428 FROZEN Fun fly out on the ice of Clear Lake In past years serious kitefliers from 7 states have been attending this event. For more info contact Larry Day kiteman@netins.net or 641-357-6141 http://www.colorthewind.org/</p>
<p>March 7-9, 2008 MAKR (Midwest Area Kitemakers Retreat) www.makr.info</p>	<p>March 7-9, 2008 MAKR (Midwest Area Kitemakers Retreat) www.makr.info Lorado Taft Field Campus Oregon, Illinois. An excellent retreat for kite enthusiasts 16 and older. Registration is usually around \$125, and for that you get Friday and Saturday dormitory lodging, and 6 meals, beginning with Friday evening's mixer. Usually there is a mix of sew and no sew projects, and the conversations around the dinner tables are usually worth the registration fee. Start saving and planning now.</p>

KCKC membership reminder


Thanks to everyone that helped with this month's submissions, photos and articles. As a reminder any member can submit an article or idea for this monthly communication tool the KCKC uses. We would love to have your contribution.

Sean Beaver
President

Kansas City Kite Club

Sean is available by email at seanbeaver@hotmail.com or you may call him at 913-238-9333 for comments or questions. We would love your suggestions about ways to improve the KCKC.

Imagination is the highest kite one can fly.



Join the
Kansas City Kite Club!
www.kckiteclub.org